

Infusion Series®

Platinum Edition™  
Models



The New Standard in Coffee and Tea Batch Brewing

[bunn.com/infusion-series/platinum](https://bunn.com/infusion-series/platinum)

# INFUSION SERIES®

The **NEW Platinum Edition™** allows for ultimate control of dialing in coffees with Visually Intuitive Programming. Coupled with the powerful duo of Peak Extraction Sprayhead and SmartWave Technology this edition of brewers produces unrivaled uniformity of extraction.

## COFFEE (ICB Models)



ICB TF PE  
with NEW TF Server



ICB TWIN TF PE  
with NEW TF Servers



ICB SH PE  
with NEW SH Server



ICB TWIN SH PE  
with NEW SH Servers

## COMBO (ITCB Models)



ITCB DV PE  
with NEW TF Server



ITCB HV PE  
with NEW TF Server



ITCB TWIN HV PE  
with Tea Server

### Coffee

*(ICB, ICB DV Tall)*

Infusion Series Platinum Edition models feature advanced BUNN brewing technology that allows users to precisely and consistently meet specific flavor profiles while also reducing training and labor costs.

### Coffee and Tea Combination (ITCB)

Provide the advantage of batch brewing coffee and tea from a single footprint.

### Soft Heat (SH)

A docking server system with technology that thermostatically controls and automatically shuts off heat in the docking system once the preset temperature is reached and additionally monitors server volume. This is more beneficial than traditional warmer plates that heat continuously.

### Dual Voltage (DV)

Available for use where the electrical requirements may change or when electrical parameters have not yet been defined.

# SERVER COMPATIBILITY

	Product #	Model	Airpot	New 1gal TF Server with Stand	New 1gal TF Server without Stand	1gal TF Server with Stand	1gal TF Server without Stand	New 1.5gal TF Server with Stand	New 1.5gal TF Server without Stand	1.5gal TF Server with Stand	1.5gal TF Server without Stand	Soft Heat® Servers	Titan® 1.5gal TF Server	TDO-N-3.5 Tea Dispenser	TD3FN-3.5 Tea Dispenser
COFFEE	54300.0100	ICB TF PE	•		•		•								
	54200.0100	ICB TWIN TF PE	•		•		•								
	54300.0101	ICB TF 1.5 PE	•	•		•		•		•			•		
	54200.0101	ICB TWIN TF 1.5 PE	•	•		•		•		•			•		
	53600.0100	ICB TWIN SH PE			•		•		•		•	•			
	52100.0100	ICB SH PE			•		•		•		•	•			
	53400.0100	ICB TWIN PE	•		•		•								
	53300.0100	ICB DV PE	•		•		•								
	53300.0101	ICB DV TALL PE		•		•		•		•			•		
	53400.0101	ICB TWIN TALL PE		•		•		•		•			•		
	53300.0500	ICBA PE	•		•		•								
	53300.0501	ICBA PE	•		•		•								
	COMBO	52500.0100	ITCB DV PE	•		•		•							•
54000.0100		ITCB HV PE		•		•		•		•			•	•	•
54100.0100		ITCB TWIN HV PE		•		•		•		•			•	•	•



DIGITAL

MECHANICAL

## ThermoFresh® SERVERS

**NEW** restyled **BUNN ThermoFresh® Servers** are compatible with Platinum Edition™ in 1.0 and 1 and 1.5 gallon models.

- Digital sight gauge models can be placed in front or rear facing position
- Front-facing bail handle for easier and safer transport
- New quick-release mechanism on remote server bases for fast docking and removal
- Convenience and safety without sacrificing the complexity of your recipe

*NOTE: While the New Soft Heat brewers can accommodate the current line of Thermal and Thermofresh server, only New Infusion Soft Heat Servers will work with the New Infusion Soft Heat Systems.*

## VISUALLY INTUITIVE PROGRAMMING

A 4.3" touchscreen with **Visually Intuitive Programming™ (VIP)** for ultimate control of dialing in coffees.

USB recipe programming allows the user to easily save and transfer recipes.



Icon-based recipe development and recipe review screen for quick adjustments



Large touchscreen with VIP for ultimate control of dialing in coffees



Set the pre-infusion and pause times independent of the pulse brew feature- for greater recipe control.




The powerful duo of a **Peak Extraction™** sprayhead coupled with BUNN-exclusive **SmartWAVE®** technology delivers increased turbulence in the coffee bed during brewing, unrivaled uniformity of extraction and complexity in the finished beverage.

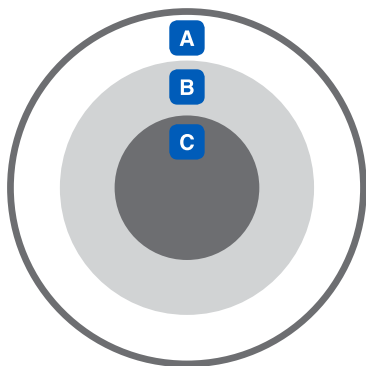

To optimize brewing solutions for all categories, Platinum Edition models are also equipped with a timed air purge at the end of the brew cycle, removing residual water from the sprayhead. This reduces lime build up and ultimately extends the life of the equipment.

A funnel lock protects the operator from removing the brew basket during programmed coffee and drip out cycles.

The SplashGard® in the brew basket directs the hot brew water and warm coffee grounds away from the operator's hands.



**SmartWAVE® Technology**



## SPRAY PATTERN COVERAGE

Sprayheads are critical to determining how and where water comes in contact with the grounds.

*Proper grounds saturation will provide a balanced extraction from A, B and C zones.*

# MODELS

Product #	Model	Finish	Servings /hr	Volts	Amps	Watts	Hertz	Input H <sup>2</sup> O Temp	Cord Attached	Agency
<b>U.S. Market - Coffee</b>										
54300.0100	ICB TF PE	SS	163	120/240	15	3500	60	60°F (15.5°C)	Yes	 
54200.0100	ICB TWIN TF PE	SS	280	120/240	25	6000	60	60°F (15.5°C)	Yes	 
54300.0101	ICB TF 1.5 PE	SS	163	120/240	15	3500	60	60°F (15.5°C)	Yes	 
54200.0101	ICB TWIN TF 1.5 PE	SS	280	120/240	25	6000	60	60°F (15.5°C)	Yes	 
53600.0100	ICB TWIN SH PE	SS	280	120/240	25	6000	60	60°F (15.5°C)	Yes	 
52100.0100	ICB SH PE	SS	163	120/240	15	3500	60	60°F (15.5°C)	Yes	 
53400.0100	ICB TWIN PE	SS	280	120/240	25	6000	60	60°F (15.5°C)	Yes	 
53300.0100	ICB DV PE	SS	82	120	14	1700	60	60°F (15.5°C)	Yes	 
			136	120/208	13.8-16.8	2900				
			181	120/240	13.8-16.8	4050				
53300.0101	ICB DV TALL PE	SS	82	120	14	1700	60	60°F (15.5°C)	Yes	 
			136	120/208	13.8-16.8	2900				
			181	120/240	13.8-16.8	4050				
53400.0101	ICB TWIN TALL PE	SS	280	120/240	25	6000	60	60°F (15.5°C)	Yes	 
<b>U.S. Market - Coffee &amp; Tea Combination</b>										
52500.0100	ITCB DV PE	SS	82	120	14	1700	60	60°F (15.5°C)	Yes	 
			136	120/208	13-15	2610				
			181	120/240	13-15	3500				
54000.0100	ITCB HV PE	SS	82	120	14	1700	60	60°F (15.5°C)	Yes	 
			136	120/208	13.8-16.8	2900				
			181	120/240	13.8-16.8	4050				
54100.0100	ITCB TWIN HV PE	SS	280	120/240	25	6000	60	60°F (15.5°C)	Yes	 
<b>Europe, Middle East and Africa (EMEA) Market</b>										
53300.0500	ICBA PE	SS	141	220-240	11-12	2400-2900	50-60	60°F (15.5°C)	Yes	
53300.0501	ICBA PE UK	SS	141	220-240	11-12	2400-2900	50-60	60°F (15.5°C)	Yes	
<b>Servers/Stands</b>										
27850.0200	SH Server	SS	1.5gal (5.7L)	NA	NA	NA	NA	NA	NA	 
27825.0200	1SH Stand	SS	1 SH Server	120	1.2	138	60	NA	Yes	 
27875.0200	2SH Stand	SS	2 SH Servers	120	1.8	216	60	NA	Yes	 
44000.0200	TF Server, Mech., Gen3	SS	1gal (3.78L)	NA	NA	NA	NA	NA	NA	
44000.0250	TF Server, Mech., Gen3	SS, No Base	1gal (3.78L)	NA	NA	NA	NA	NA	NA	
44050.0200	TF Server, Mech., Gen3	SS	1.5gal (5.7L)	NA	NA	NA	NA	NA	NA	
44050.0250	TF Server, Mech., Gen3	SS, No Base	1.5gal (5.7L)	NA	NA	NA	NA	NA	NA	
42700.0200	TF Server, Digital, Gen3	SS	1gal (3.78L)	NA	NA	NA	NA	NA	NA	
42700.0250	TF Server, Digital, Gen3	SS, No Base	1gal (3.78L)	NA	NA	NA	NA	NA	NA	
42750.0200	TF Server, Digital, Gen3	SS	1.5gal (5.7L)	NA	NA	NA	NA	NA	NA	
42750.0250	TF Server, Digital, Gen3	SS, No Base	1.5gal (5.7L)	NA	NA	NA	NA	NA	NA	
54473.1000	TF Server Stand Assy	Black	1 TF Stand	NA	NA	NA	NA	NA	NA	

5020 Ash Grove Drive, Springfield, IL 62711 USA  
 (800) 637-8606 | +1 (217) 529-6601 | www.bunn.com

